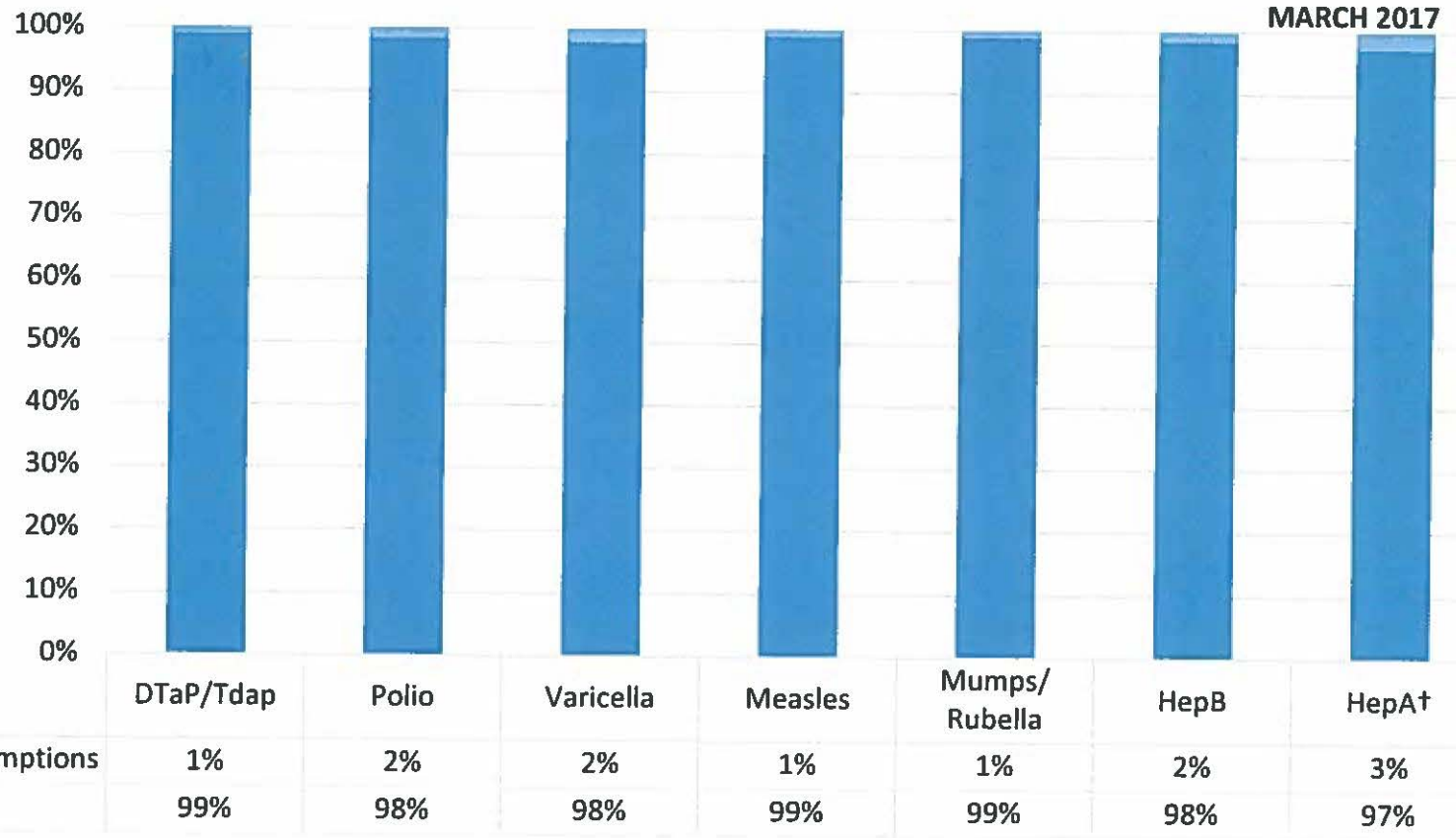


### How many kids at Pilot Rock Elementary are vaccinated?\*



Number of children at the school\*\*: 176

Percent of children with no immunization or exemption record: 0%

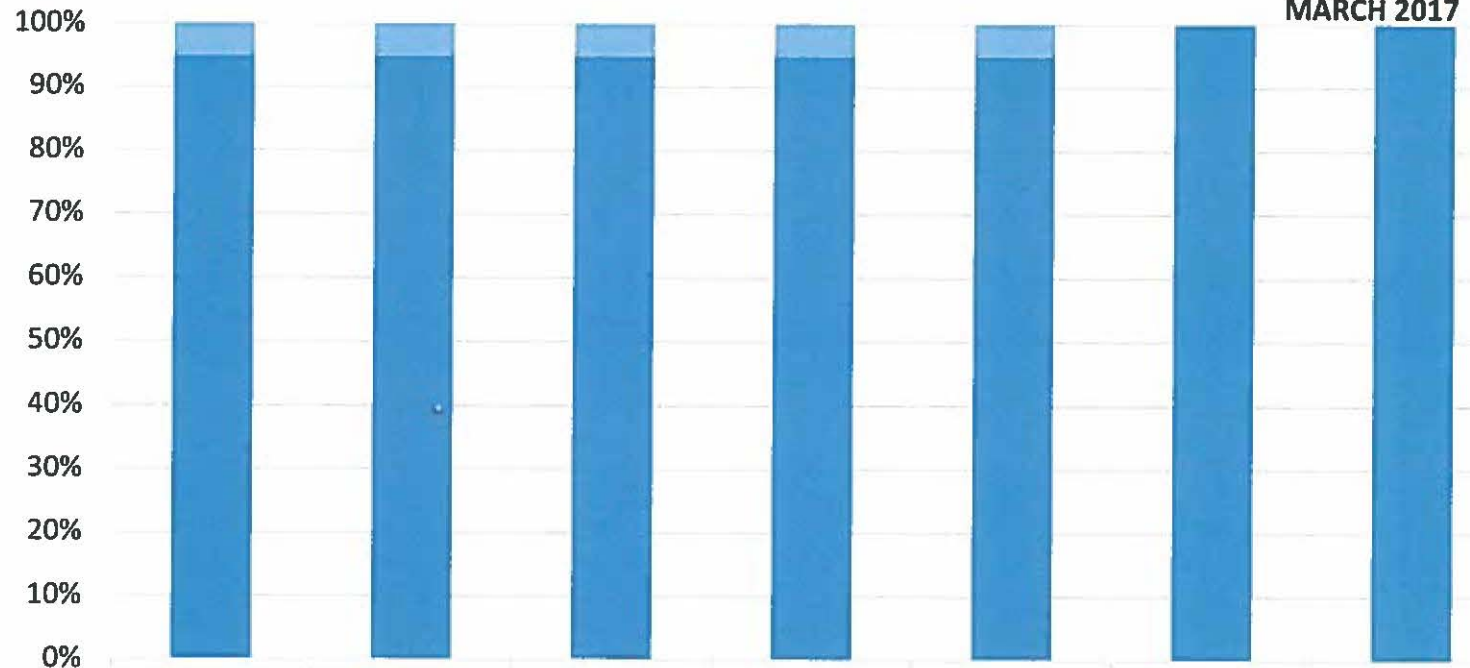
Percent of children with a medical exemption for one or more vaccine(s): 0%

\* Not all immunizations are required for all grades. These numbers may not total 100% if some children have medical exemptions, or are incomplete or in process with immunizations but do not need an exemption because they are on schedule.

\*\*There is/are also 0 child(ren) enrolled for whom immunizations are not required to be reported because their records are tracked by another site or they attend fewer than 5 days per year.

†Blanks indicate this vaccine was not required in the grades at this school, or this vaccine was required for fewer than 10 children.

### How many kids at Pilot Rock Elementary are vaccinated?\*



MARCH 2017

	DTaP/Tdap	Polio	Varicella	Measles	Mumps/ Rubella	HepB	HepA†
■ % Nonmedical Exemptions	100%	100%	100%	100%	100%	100%	0%
■ % Vaccinated	95%	95%	95%	95%	95%	100%	1800%

Number of children at the school\*\*: 19

Percent of children with no immunization or exemption record: 0

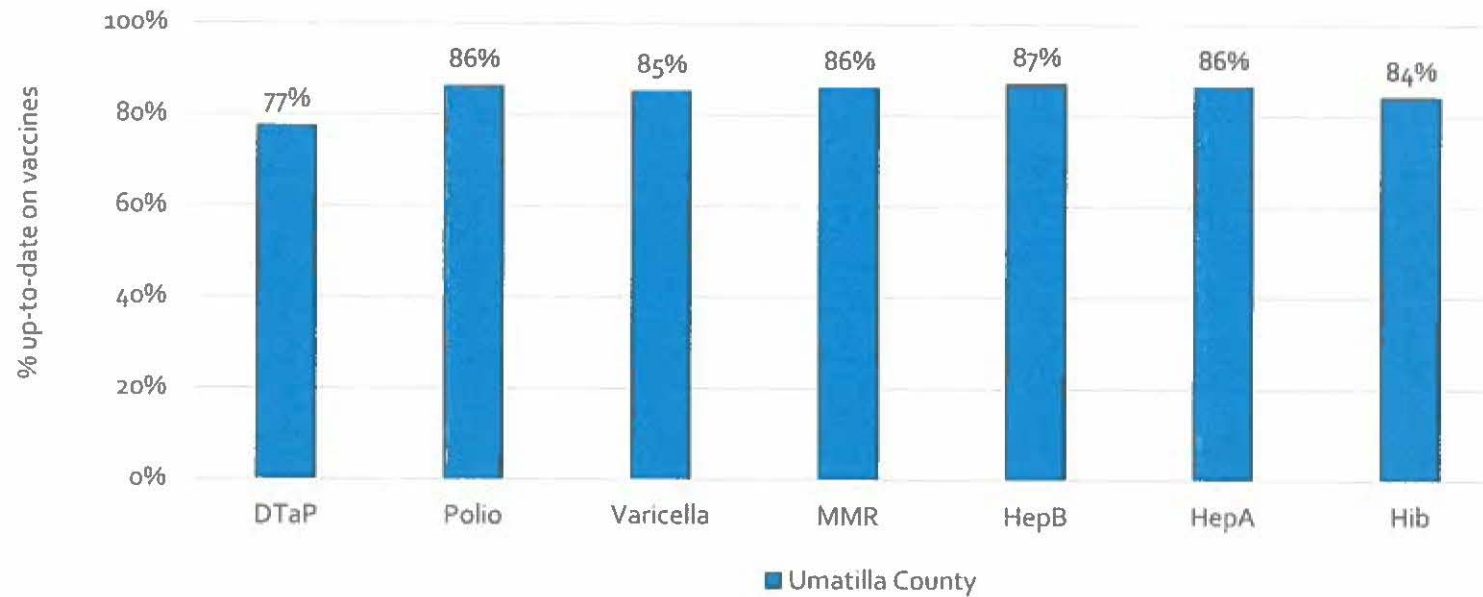
Percent of children with a medical exemption for one or more vaccine(s): 0

\* Not all immunizations are required for all grades. These numbers may not total 100% if some children have medical exemptions, or are incomplete or in process with immunizations but do not need an exemption because they are on schedule.

\*\*There is/are also child(ren) enrolled for whom immunizations are not required to be reported because their records are tracked by another site or they attend fewer than 5 days per year.

†Blanks indicate this vaccine was not required in the grades at this school, or this vaccine was required for fewer than 10 children.

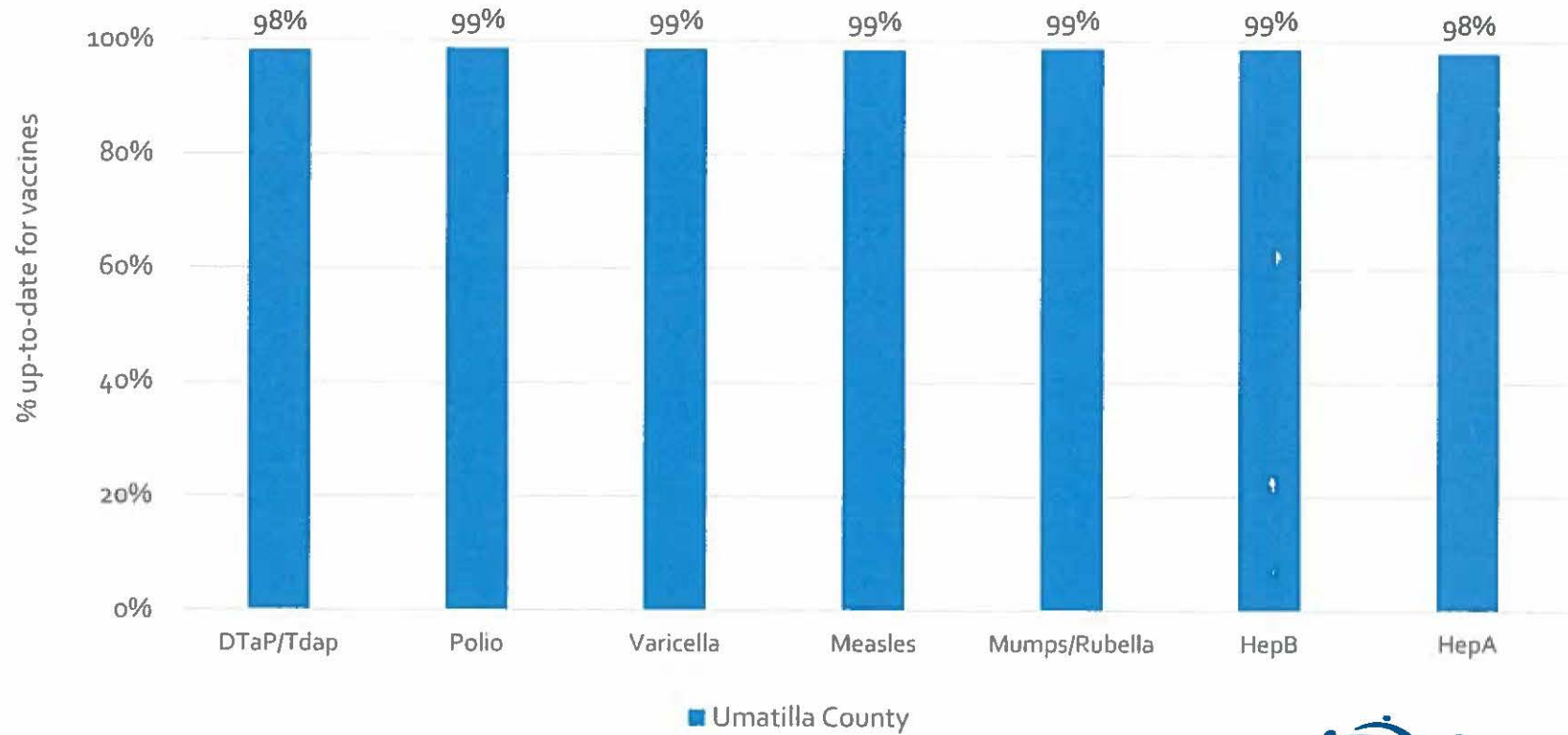
How many kids younger than school-age\*  
are up-to-date on vaccines your county?



\* Children aged 19 months as of 01/11/2017 through 5 years as of 09/01/2016  
Assessment date: 02/27/2017  
Data source: Oregon ALERT IIS



How many school-age kids\* are up-to-date in your county?



\* Kindergarten through 12th grade

Assessment date: 02/27/2017

Data source: Immunization Primary Review Summary Reports



**PILOT ROCK ELEMENTARY**  
**Immunization and Exemptions Rate**

School Grades: KG,01,02,03,04,05,06

Contact Person: Gayle Hoeft

2016-2017

Phone: 541-443-2361

As Of Date: 01/04/2017

Number of students enrolled**:	176	
Percent of children with no immunization or exemption record:	0	
Percent of children with a medical exemption to one or more vaccine:	0	
	<b>Percent vaccinated*</b>	<b>Percent missing one or more doses because of nonmedical exemption*</b>
TaP/Tdap	99	1
Polio	98	2
Varicella	98	2
Measles	99	1
Mumps	99	1
Rubella	99	1
epB	98	2
epA	97	3
All vaccines	97	1

Not all immunizations are required for all grades. These numbers may not total to 100% if some children have medical exemptions, are incomplete or in process with immunizations but do not need an exemption because they are on schedule.

There is/are also 0 student(s) enrolled for whom immunizations are not required to be reported because their records are tracked by another site or they attend fewer than 5 days per year.